

## FROM THE PRINCIPAL

Dear Parents and Community Members,

In the 2012-2013 school year, Oak Elementary School received an Overall State Rating of Level 4 on a 1 to 5 scale. That means our students are performing about as well or better on standards-based tests as students at other Oregon elementary schools.

Key academic highlights:

\*82.2% of students met/exceeded state standards for reading, with the 4th grade achieving 90%

In the same time frame, however, we have seen a slight decrease in math scores across the grades. We've chosen to address this

issue by adding additional support in the classroom. In addition, we will continue to concentrate our PLC work in the area of math.

You can help by monitoring and talking with your student about homework and upcoming projects/assessments and attending parent-teacher conferences. You can review your student's assignments by going through their Thursday Folder. We look forward to partnering with you over the coming year to ensure all of our students meet their potential!

Thank you,

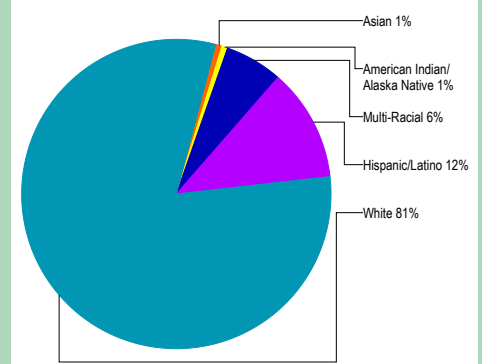
Principal | Kelly Bussard

## SCHOOL PROFILE

Enrollment 2012-13	331	Select Demographics 2012-13	
K-3	225	English Learners	<5%
4-5	106	<i>Students who have ever been eligible for or participated in a program to acquire academic English.</i>	
Change from previous year	-2.9%	Economically disadvantaged	52%
Students attending 90% or more of enrolled days	91%	Students with disabilities	20%
.....		.....	
Average elementary class size	25.4	Number of different languages spoken:	3
Change from previous year	-2.4		

Note: a "\*" is displayed when the data must be suppressed to protect student confidentiality.

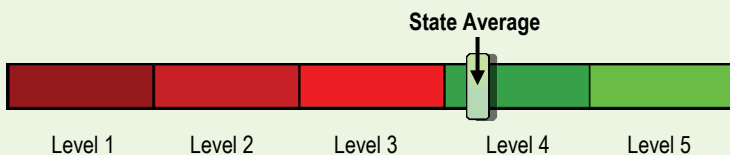
## STUDENTS



## OVERALL STATE RATING HOW ARE STUDENTS AT THIS SCHOOL PERFORMING COMPARED TO THOSE AT OTHER SCHOOLS?

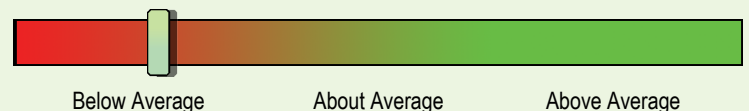
The overall state rating is intended to summarize this school's particular successes and challenges. It is based on a combination of up to five factors. Three of these factors come from standardized test scores in reading and math: student achievement, student growth, and the growth of underserved subgroups. Please be aware that this rating is based mainly on high-stakes testing and accordingly, represents a limited view of student performance. Other aspects of this report card are designed to put this rating in the proper context.

**Compared to all schools statewide in 2012-13, this school is rated as Level 4.**



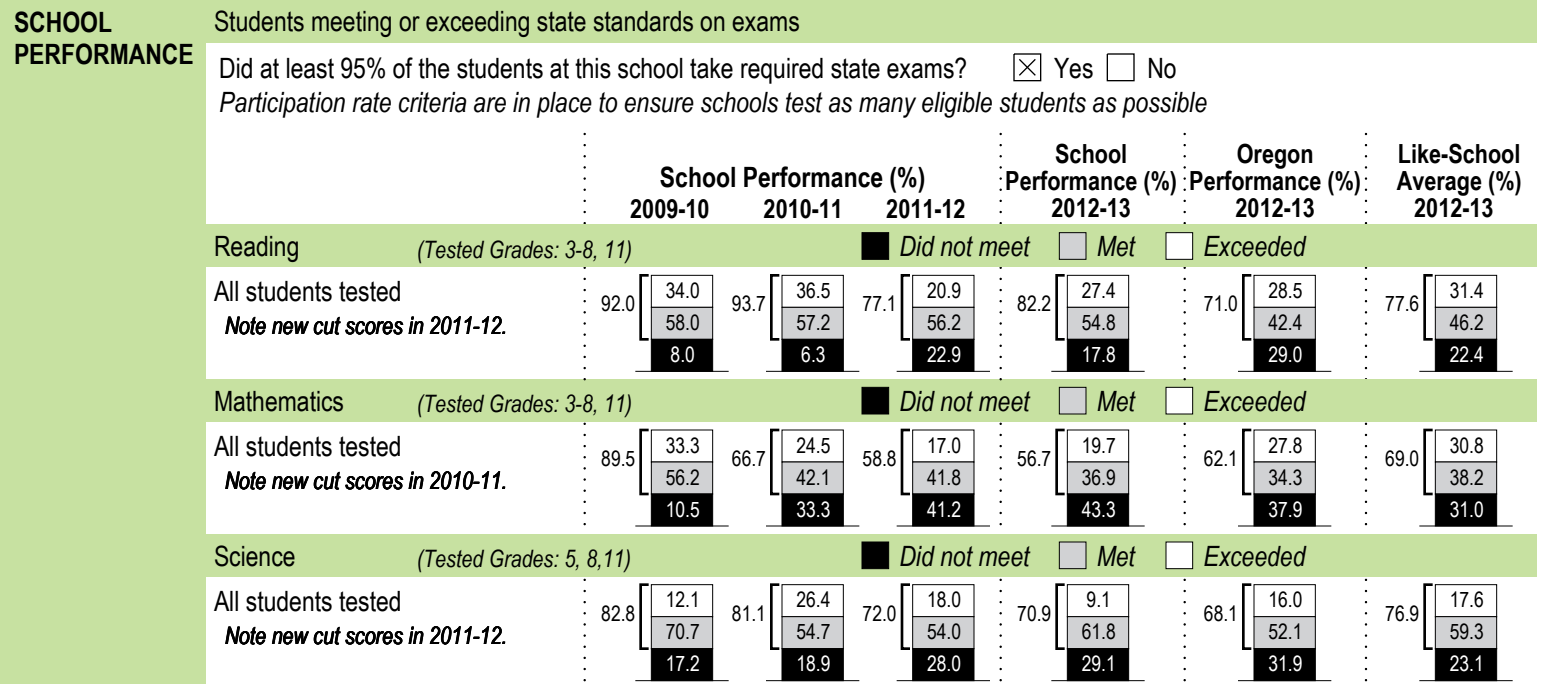
- Level 1** = Falls into the bottom 5% of schools
- Level 2** = Falls between 5% and 15% of schools
- Level 3** = Falls between 15% and 44% of schools
- Level 4** = Falls between 44% and 90% of schools
- Level 5** = Falls into the top 10% of schools

**Compared to elementary schools with similar student demographics in 2012-13, this school's rating is below average.**



- Below average** = Falls into the bottom third of comparison schools
- About average** = Falls into the middle third of comparison schools
- Above average** = Falls into the top third of comparison schools

## PROGRESS ARE STUDENTS MAKING ADEQUATE GAINS OVER TIME?



Visit [www.ode.state.or.us/go/data](http://www.ode.state.or.us/go/data) for additional state exam results.

Note: a "\*" is displayed when data are unavailable or to protect student confidentiality.

## OUTCOMES FOR KEY STUDENT GROUPS AT THIS SCHOOL COMPARED TO THE SAME GROUPS STATEWIDE

STUDENT GROUP OUTCOMES	School Performance (%)	Oregon Performance (%)	School Compared to OR Average	School Performance (%)	Oregon Performance (%)	School Compared to OR Average	School Performance (%)	Oregon Performance (%)	School Compared to OR Average		
	<b>All Students</b>				<b>American Indian/Alaska Native</b>			<b>Native Hawaiian/Pacific Islander</b>			
Reading	82.2	71.0	+11.2	Reading	*	57.4	*	Reading	*	59.1	*
Mathematics	56.7	62.1	-5.4	Mathematics	*	47.3	*	Mathematics	*	46.5	*
Science	70.9	68.1	+2.8	Science	*	53.2	*	Science	*	49.4	*
<b>Economically Disadvantaged</b>				<b>Asian</b>			<b>White</b>				
Reading	77.2	60.2	+17.0	Reading	*	79.5	*	Reading	83.2	77.7	+5.5
Mathematics	48.9	50.3	-1.4	Mathematics	*	79.7	*	Mathematics	56.8	68.0	-11.2
Science	67.9	55.5	+12.4	Science	*	74.9	*	Science	68.3	76.5	-8.2
<b>English Learners</b>				<b>Black/African American</b>			<b>Female</b>				
Reading	*	46.5	*	Reading	*	55.2	*	Reading	81.3	73.2	+8.1
Mathematics	*	43.3	*	Mathematics	*	42.5	*	Mathematics	58.8	61.5	-2.7
Science	*	39.6	*	Science	*	47.9	*	Science	69.0	65.9	+3.1
<b>Students with Disabilities</b>				<b>Hispanic/Latino</b>			<b>Male</b>				
Reading	65.4	43.0	+22.4	Reading	75.0	52.1	+22.9	Reading	83.1	68.8	+14.3
Mathematics	38.5	33.7	+4.8	Mathematics	58.3	45.2	+13.1	Mathematics	54.5	62.7	-8.2
Science	50.0	42.9	+7.1	Science	80.0	45.3	+34.7	Science	73.1	70.3	+2.8
<b>Talented and Gifted</b>				<b>Multi-Racial</b>							
Reading	*	98.5	*	Reading	85.7	76.0	+9.7	<p>Note: a "*" is displayed when data are unavailable or to protect student confidentiality.</p>			
Mathematics	*	98.1	*	Mathematics	57.1	65.8	-8.7				
Science	*	98.0	*	Science	*	73.5	*				



# Oak Elementary School

3610 Oak St SE  
Albany, OR 97322-6150, (541) 967-4591  
<http://www.albany.k12.or.us/oak/>

**DISTRICT** Greater Albany Public SD 8J  
**SUPERINTENDENT** Maria Delapoer  
**PRINCIPAL** Kelly Bussard  
**GRADES SERVED** K-5

**For more report card measures**  
including detailed demographic  
information visit  
[www.ode.state.or.us/go/SchoolRC](http://www.ode.state.or.us/go/SchoolRC)

## CURRICULUM & LEARNING ENVIRONMENT WHAT IS THIS SCHOOL DOING TO IMPROVE STUDENT LEARNING AND TO PREPARE STUDENTS FOR THE FUTURE?

### SCHOOL READINESS

Character Education and Positive Behavior Interventions and Supports  
Families and Agencies Coming Together; Welcome Center  
Kindergarten Interviews and Orientation

School Nutrition Breakfast and Lunch Programs  
Strong Community Partnerships

### ACADEMIC SUPPORT

Special Education and Child Find for Students with Disabilities  
Small Group Instruction and Interventions  
Student Study Support Teams for Behavior and Instruction

### ACADEMIC ENRICHMENT

Talented and Gifted Identification and Services  
Swimming and Bike Safety Provided by Community Donors  
Curriculum Nights  
Career Exploration  
Albany Public Schools Foundation Supports  
SOAR Student Readers

### EXTRACURRICULAR ACTIVITIES

Wednesday Early Release Community Based Partnerships  
Parent Teacher Association Supported Family Events

Talent Show

*Data and information in the Curriculum and Learning Environment section was provided by local schools and districts and was not verified by the Oregon Department of Education.*