

FROM THE PRINCIPAL

Dear Parents and Community Members,

In the 2012-2013 school year, Oak Elementary School received an Overall State Rating of Level 4 on a scale of 1 to 5. That means our students are performing about as well or better on standards based tests as students at other Oregon elementary schools. While this Report Card offers you an overview of Oak's standing based on specific state criteria, it does not offer the entire picture of what students and staff are accomplishing. We encourage you to ask questions about your child's learning experience here at Oak as we have many great things happening!

Oak Highlights:

- Weekly library and physical education experiences
- Character development program that enhances the growth and development

- Early Release Wednesday provides staff time together supporting our own learning and growth
 - Strong Parent support with fundraising for many experiential trips
 - Focus on implementing the new Common Core State Standards (CCSS) which reinforce literacy and mathematics.
 - Teach reading to all students in small groups at their appropriate reading levels.
 - Provide extended day instruction for kindergarten
- You can help by reading with your child, talking with your student about homework and upcoming projects/assessments and attending parent teacher conferences.
Please feel free to drop in or visit our website

Thank you,

Principal | Kelly Bussard

SCHOOL PROFILE

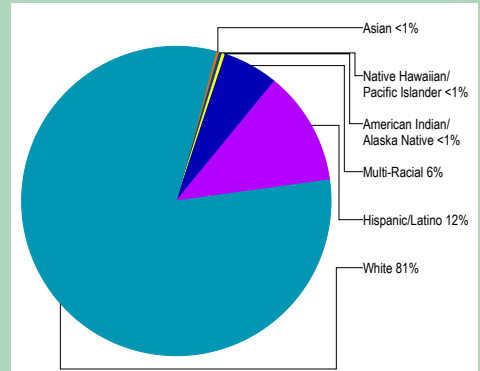
Enrollment 2013-14	311
K-3	219
4-5	92
Change from previous year	-6.0%
Students attending 90% or more of enrolled days	91.7%
Average elementary class size in 2012-13	25.4

Note: a "*" is displayed when the data must be suppressed to protect student confidentiality.

Select Demographics 2013-14

English Learners	*
<i>Students who have ever been eligible for or participated in a program to acquire academic English.</i>	
Economically disadvantaged	54%
Students with disabilities	18%
Number of different languages spoken:	3

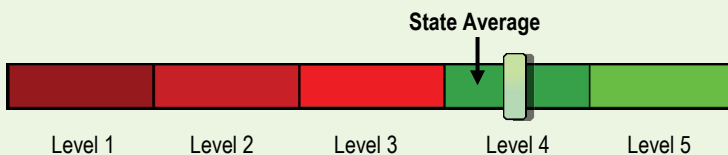
STUDENTS



OVERALL STATE RATING HOW ARE STUDENTS AT THIS SCHOOL PERFORMING COMPARED TO THOSE AT OTHER SCHOOLS?

The overall state rating is intended to summarize this school's particular successes and challenges. It is based on a combination of up to five factors. Three of these factors come from standardized test scores in reading and math: student achievement, student growth, and the growth of underserved subgroups. Please be aware that this rating is based mainly on high-stakes testing and accordingly, represents a limited view of student performance. Other aspects of this report card are designed to put this rating in the proper context.

Compared to all schools statewide in 2013-14, this school is rated as Level 4.



- Level 1** = Falls into the bottom 5% of schools
- Level 2** = Falls between 5% and 15% of schools
- Level 3** = Falls between 15% and 44% of schools
- Level 4** = Falls between 44% and 90% of schools
- Level 5** = Falls into the top 10% of schools

Compared to elementary schools with similar student demographics in 2013-14, this school's rating is above average.



- Below average** = Falls into the bottom third of comparison schools
- About average** = Falls into the middle third of comparison schools
- Above average** = Falls into the top third of comparison schools

This school participated in the Smarter Balanced field test. Interpret the overall school rating and the like-school comparison rating with caution.

PROGRESS ARE STUDENTS MAKING ADEQUATE GAINS OVER TIME?

SCHOOL PERFORMANCE

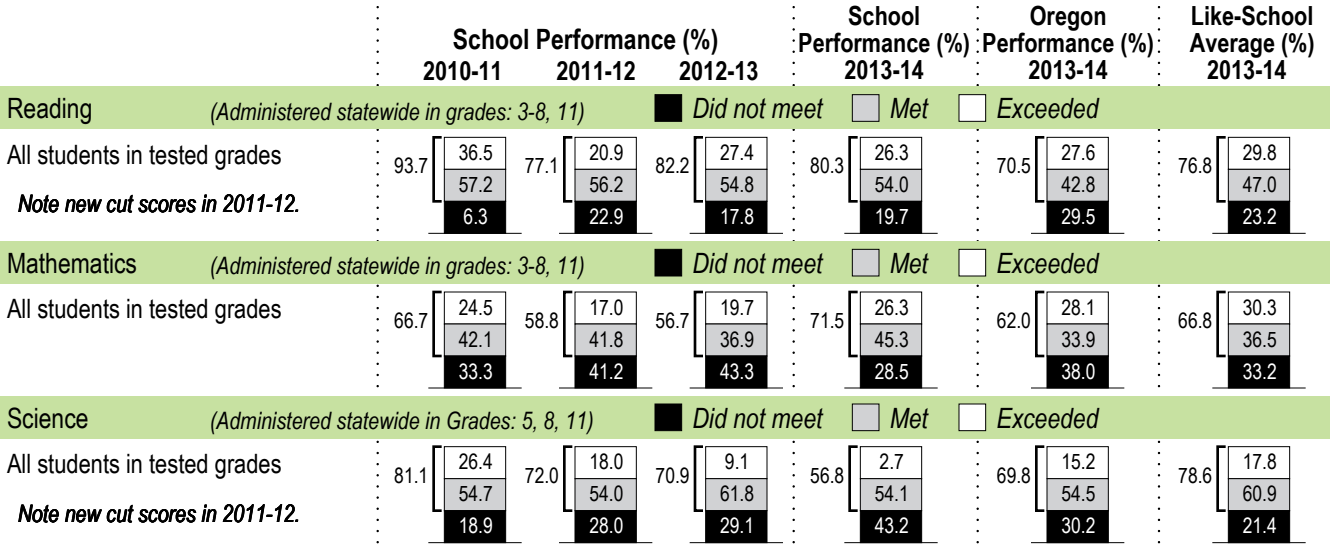
Performance of students enrolled in the school for a full academic year

Did at least 95% of the students at this school take required assessments? Yes No

Participation rate criteria are in place to ensure schools test as many eligible students as possible

This school participated in the Smarter Balanced field test.

Interpret reading and mathematics assessment results with caution.



Visit www.ode.state.or.us/go/data for additional assessment results.

Note: a "*" is displayed when data are unavailable or to protect student confidentiality.

OUTCOMES FOR KEY STUDENT GROUPS AT THIS SCHOOL COMPARED TO THE SAME GROUPS STATEWIDE

STUDENT GROUP OUTCOMES

	School Performance (%)	Oregon Performance (%)	School Compared to OR Average	School Performance (%)	Oregon Performance (%)	School Compared to OR Average	School Performance (%)	Oregon Performance (%)	School Compared to OR Average	
Economically Disadvantaged				American Indian/Alaska Native			Native Hawaiian/Pacific Islander			
Reading	73.8	59.1	+14.7	Reading	*	57.5	Reading	*	54.8	
Mathematics	62.5	49.5	+13.0	Mathematics	*	48.4	Mathematics	*	48.9	
Science	52.0	57.5	-5.5	Science	*	56.4	Science	*	49.6	
English Learners				Asian			White			
Reading	*	45.0	*	Reading	*	79.2	Reading	80.8	77.7	
Mathematics	*	42.7	*	Mathematics	*	78.5	Mathematics	75.0	68.3	
Science	*	42.1	*	Science	*	78.0	Science	57.7	78.2	
Students with Disabilities				Black/African American			Female			
Reading	67.9	41.8	+26.1	Reading	*	52.6	Reading	80.9	73.0	
Mathematics	39.3	33.2	+6.1	Mathematics	*	38.8	Mathematics	72.1	61.4	
Science	25.0	44.2	-19.2	Science	*	48.5	Science	55.6	67.9	
Migrant				Hispanic/Latino			Male			
Reading	*	41.3	*	Reading	82.6	50.9	+31.7	Reading	79.7	68.0
Mathematics	*	40.9	*	Mathematics	60.9	44.6	+16.3	Mathematics	71.0	62.5
Science	*	40.5	*	Science	42.9	47.0	-4.1	Science	57.9	71.6
Talented and Gifted				Multi-Racial						
Reading	*	98.4	*	Reading	66.7	75.6	-8.9	<p>Note: a "*" is displayed when data are unavailable or to protect student confidentiality.</p>		
Mathematics	*	98.2	*	Mathematics	55.6	64.7	-9.1			
Science	*	98.2	*	Science	*	75.1	*			

CURRICULUM & LEARNING ENVIRONMENT WHAT IS THIS SCHOOL DOING TO IMPROVE STUDENT LEARNING AND TO PREPARE STUDENTS FOR THE FUTURE?

SCHOOL READINESS

- Character Education and Positive Behavior
- Interventions and Supports
- Families and Agencies Coming Together(FACT)
- Welcome Center
- Kindergarten Interviews and Orientation
- School Nutrition Breakfast and Lunch Programs
- Strong Community Partnerships

ACADEMIC SUPPORT

- Special Education and Child Find for Students with Disabilities
- Small Group Instruction and Interventions
- Student Study Support Teams for Behavior and Instruction

ACADEMIC ENRICHMENT

- Talented and Gifted Identification and Services
- Swimming and Bike Safety Provided by Community Donors
- Curriculum Nights
- Career Exploration
- Albany Public Schools Foundation Supports
- SOAR Student Readers

EXTRA-CURRICULAR ACTIVITIES/ AFTER SCHOOL PROGRAMS

- Wednesday Early Release Community Based Partnerships
- Parent Teacher Association Supported Family Events
- Talent Show

Data and information in the Curriculum and Learning Environment section was provided by local schools and districts and was not verified by the Oregon Department of Education.