

FROM THE PRINCIPAL

Dear Parents and Community Members,

Oak Elementary School supports the district mission of unprecedented achievement and we are proud of the academic accomplishments and character development of our students. Through the combined efforts of staff, involved parents and the students themselves, Oak continually shows growth on standards based state tests.

We continue to work to provide a strong academic program that is challenging and rewarding and includes additional activities that support physical health and the arts.

Our mission is to create a school where everyone feels welcome, valued, and challenged to achieve personal and

academic excellence. Our vision is to have a safe and supportive learning environment where mistakes are seen as avenues for growth.

You can help by monitoring and talking with your student about homework and upcoming projects/assessments, attending parent teacher conferences, and volunteering.

We look forward to partnering with you over the coming year to ensure all students reach their individual potential!

We invite you to visit our website for additional information.

Thank you,

Principal | Kelly Bussard

SCHOOL PROFILE

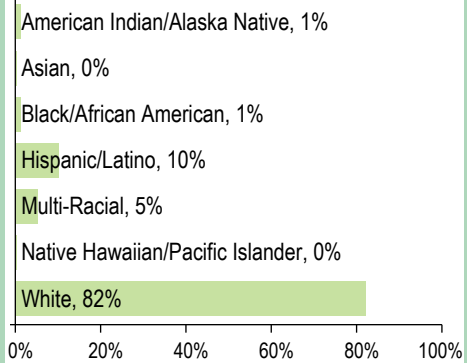
ENROLLMENT 2015-16	335
K-3	214
4-5	121
6-8	--

MEDIAN CLASS SIZE	School	Oregon
Self-Contained	26.0	25.0
Departmentalized	27.0	25.0

SELECTED DEMOGRAPHICS

Economically Disadvantaged	50%
Students with Disabilities	16%
Ever English Learner	*
Different Languages Spoken	3
Regular Attenders	87.2%
Mobile Students	11.7%

STUDENTS



IMMUNIZATION RATES

Percent of students with all required vaccines: 98 (Visit www.healthoregon.org/immdata for more information.)

Percent of students without all required vaccines: 2

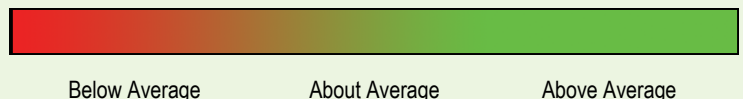
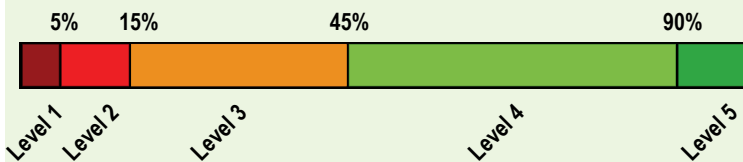
(This value includes students with medical exemptions, nonmedical exemptions, no immunization records, or up-to-date but incomplete immunization records.)

*, <5, and >95 are displayed when data are unavailable or to protect student confidentiality.

*** indicates that this school offered lunch at no charge to all students.

OVERALL SCHOOL RATING

Given the recent passage of the Every Student Succeeds Act (ESSA) and the expiration of Oregon's ESEA flexibility waiver on August 1, 2016, the State of Oregon will not assign ratings (i.e., overall and comparison school ratings) to schools for the 2015-16 school year.



PROGRESS ARE STUDENTS MAKING ADEQUATE GAINS OVER TIME?

SCHOOL PERFORMANCE

Performance of students enrolled in the school for a full academic year

Did at least 95% of the students at this school take required assessments? Yes No, Interpret Results with Caution
Participation rate criteria are in place to ensure schools test all eligible students.

The Smarter Balanced and alternate assessments have four performance levels where levels 3 and 4 are meeting the standard for school and district accountability.

See report cards from previous years to view historical OAKS performance data.

	School Performance (%)			School Performance (%)	Oregon Performance (%)	Like-School Average (%)
	2012-13	2013-14	2014-15	2015-16	2015-16	2015-16
English Language Arts (Administered statewide in grades: 3-8, 11)				Level 1	Level 2	Levels 3 & 4
All students in tested grades	2014-15 was the first operational year of the new English language arts assessment.			50.3 22.9 26.8	53.4 23.3 23.3	52.4 21.3 26.3
Mathematics (Administered statewide in grades: 3-8, 11)				Level 1	Level 2	Levels 3 & 4
All students in tested grades	2014-15 was the first operational year of the new mathematics assessment.			47.7 32.7 19.6	56.4 29.1 14.5	44.9 28.5 26.6
Science (OAKS) (Administered statewide in Grades: 5, 8, 11)				Did not meet	Met	Exceeded
All students in tested grades	70.9	56.8	67.4	86.8	66.5	76.8
	9.1 61.8 29.1	2.7 54.1 43.2	10.9 56.5 32.6	15.1 71.7 13.2	15.7 50.8 33.5	20.2 56.6 23.2

Visit www.ode.state.or.us/go/data for additional assessment results.

*, <5, and >95 are displayed when the data must be suppressed to protect student confidentiality.

OUTCOMES FOR KEY STUDENT GROUPS AT THIS SCHOOL COMPARED TO THE SAME GROUPS STATEWIDE

STUDENT GROUP OUTCOMES

	School Performance (%)	Oregon Performance (%)	Like-School Average (%)	School Performance (%)	Oregon Performance (%)	Like-School Average (%)	School Performance (%)	Oregon Performance (%)	Like-School Average (%)
Economically Disadvantaged				American Indian/Alaska Native			Native Hawaiian/Pacific Islander		
Eng. Lang. Arts	43.0	40.7	46.5	Eng. Lang. Arts	*	35.5	44.9	Eng. Lang. Arts	*
Mathematics	46.6	32.9	38.5	Mathematics	*	28.7	38.8	Mathematics	*
Science	86.2	56.1	71.1	Science	*	51.7	72.2	Science	*
English Learners				Asian				White	
Eng. Lang. Arts	*	29.1	35.4	Eng. Lang. Arts	*	69.9	77.6	Eng. Lang. Arts	55.7
Mathematics	*	23.6	24.2	Mathematics	*	68.0	72.9	Mathematics	57.6
Science	*	38.7	55.8	Science	*	75.6	80.0	Science	90.0
Students with Disabilities				Black/African American				Female	
Eng. Lang. Arts	20.0	25.0	25.9	Eng. Lang. Arts	*	31.5	55.6	Eng. Lang. Arts	57.3
Mathematics	33.3	22.1	22.6	Mathematics	*	21.6	40.7	Mathematics	54.9
Science	40.0	38.4	44.2	Science	*	41.5	50.0	Science	84.0
Migrant				Hispanic/Latino				Male	
Eng. Lang. Arts	*	24.6	34.8	Eng. Lang. Arts	33.3	34.1	50.0	Eng. Lang. Arts	49.4
Mathematics	*	20.4	13.0	Mathematics	44.4	26.5	35.7	Mathematics	57.8
Science	*	36.1	66.7	Science	71.4	44.9	67.0	Science	89.3
Talented and Gifted				Multi-Racial					
Eng. Lang. Arts	*	95.4	>95	Eng. Lang. Arts	45.5	57.1	63.7		
Mathematics	*	95.1	94.8	Mathematics	66.7	48.3	51.4		
Science	*	97.7	>95	Science	83.3	70.0	81.0		

*, <5, and >95 are displayed when the data must be suppressed to protect student confidentiality.

CURRICULUM & LEARNING ENVIRONMENT WHAT IS THIS SCHOOL DOING TO IMPROVE STUDENT LEARNING AND TO PREPARE STUDENTS FOR THE FUTURE?

SCHOOL READINESS

- Character Education and Positive Behavior interventions and supports
- Families and Agencies Coming Together (FACT)
- District Welcome Center
- Kindergarten family interviews and individual orientation
- School Breakfast and Lunch programs
- Strong Community involvement and partnerships
- Linn Co. Mental Health services

ACADEMIC SUPPORT

- Special Education and Child Find for students with disabilities
- Small group instruction and interventions
- Student Study Support Teams for behavior, academics and instruction
- Targeted reading interventions
- Differentiated curriculum and instruction to meet the needs of all students

ACADEMIC ENRICHMENT

- Talented and Gifted programs and services
- Swimming and Bike Safety programs provided by community donors
- Academically oriented field trips
- Reading and Science Fairs

EXTRA-CURRICULAR ACTIVITIES/ AFTER SCHOOL PROGRAMS

- Early release community-based partnerships
- Parent Teacher Association evening programs (movie nights and special events)
- Mileage Club
- Monthly Family Fun Runs

Data and information in the Curriculum and Learning Environment section were provided by local schools and districts, and were not verified by the Oregon Department of Education.